



SPOOL TALK

*Welcome to "Spool Talk" Trent Valley Quilters' Guild
Newsletter: For us, by us and to the world - Enjoy*

President's Message
By Jess Chambers

As someone mentioned to me yesterday, the weatherman is not a Quilter! Seems he has it in for us on Guild Days. However we outsmarted him yesterday and had a great Silent Auction. I have just called Maureen and we raised \$570:80 at yesterday's event. That is almost \$100.00 more than last year. I never cease to be amazed at how much we can generate year after year. We also have fun doing it and discover talents within the group, like our auctioneers! So thanks to all and you southern travelers missed out on all the bargains.

It is time to think of new beginnings, spring gardening, spring cleaning and new executive. If you have always wanted to have a chance to set the program, arrange workshops, organize lunches, or any of the other wonderful opportunities afforded by being on the executive then please do not hesitate to call Mary Gower, or if she calls you, accept the challenge. It is only by having wonderful programs, great workshops and by giving back to the community with Comfort quilts that we maintain the great Guild that we have. We must be doing all these things well as our numbers continue to increase month by month. Do not forget to thank those responsible if you enjoy a program, a workshop, a library book, or anything else that happens at our meetings.

Remember that in April we have the opportunity to sign up for Retreat, and this October we will be going to Elmhirst Resort on Rice Lake. Sounds like a great place and it is always a great get away to sew and get to know other members better. Happy Quilting,

Something New - Name this quilt block!

(Try guessing before looking at the answer on page 9)





Table of Contents	Page
President's Message	1
Name that Block	1
How Does Your Garden Grow	2
On the Road Again, Mystery Bus Tour	3
Quilt Show in Sackets Harbour	3
A Very Special Letter by D. Derbach	4
Programs, Postcards and Workshops	5
Upcoming Events and Quilt Shows	6

This issue is created in my lap on a chair in our living room while men of quite a few trades tear apart the old and build my design (Thanks to prayer it has gone very well so far, pictures to follow).

How Does Your Garden Grow. . .?



Joan C.'s Son



Eleanor M.'s Treasure



Marilyn's two Grandsons were creating a quilt for their new sister's arrival in May. Take a look at the — free motion hand placement



Lin C's Oldest GS with "Bob the Builder"




LouiseO.'s GS quilting on the pirate ship and below sharing some quiet time with GD



Donna S. Daughter & quilt



Linda H.'s Treasures



Lin C's Youngest GS and his birth quilt



Lin C's Youngest GD with "Now I lay me down to Sleep"



Betty P's little precious

"No Quilt is more beautiful than when a child cherishing it, only makes it more so."

L. Cowburn

On the Road Again. . .

By Linda Cowburn

A foursome from our Guild took off on March 2, 2013 for a Mystery Bus Tour. It began from Ultimate Sewing Centre in Oshawa. We were early but boarded the bus at 8 AM. A great way to start the day was with gifts from Ultimate Sewing Centre in the form of goodie bags. They included fat quarters, patterns, chocolate and candies to get us through the countryside to our first destination. First clue Orillia, yes that's right it was **Thimble and Things**. A great shop with lots of demos and new ideas and loads of made up quilts so you can visualize better the end result. Again, another goodie bag of fabrics and candy and chocolate. They also have beverages and snacks for our snacking pleasure. Everyone came out with bags and little heavier and wallets a little lighter but all smiles. Onboard the bus we had a guessing game of what the total amount was that the busload spent at each location. The person closest

Our 2013 Premie Workshop Report

We had approx 15 ladies who attended the "premie blitz workshop"
200 items were made and are being delivered February 25th to the Neo-Natal Intensive Care Unit, in Kingston.

We wish to thank all concerned in allowing our group to use your facilities

Warm regards,
Valerie Campey, Convener



to without going over won a quilt kit. On to the second location – Cookstown and **Country Concessions** and because this was our second stop of the day, we were given an absolutely scrumptious meal and they had made a gluten free meal as well complete with desserts. Again more demos and great selections of fabrics especially batiks. Yet again wallets are getting lighter. Now we are

Please see *Mystery Bus Trip* on page 4

Beauty of the Byways Quilt Show, Sackets Harbour, New York

By Linda Cowburn

Thought I'd tell you about a great quilt show just across the way in New York State. It is held annually in Sackets Harbour, New York where you might overlook it when you are in Watertown, NY. It is just 12 km west of Watertown and is a "Norman Rockwell" vision even on the dreary Friday March 15th when we rolled into town. Everything about the show and the town was great. The show was held in four of the town's buildings and it also hosted the Hoffman Challenge along with a special exhibition of Route 66 depicted quilts. There were over 200 quilts to enjoy in their interpretation of the Beauty of our byways both in the USA and Canada. There were seminars and a workshop you could sign up for, which we did and it taught us how to simplify hand drafting your own quilt

patterns using everyday utensils so that you could enlarge your pattern to paint on a barn or shed if you will. At first you could hear all our brains cranking to figure it out but after a few minutes we were well on our way. Even if we never actually do this, we know that we can!

The rest of the town, restaurants and retailers support the quilt show by offering discounts everywhere even on handmade chocolates. We tried to pick our favourite for the Hoffman Challenge but it was so hard to do as they were all absolutely breathtaking in concept and detail. I strongly urge you to go next year.

Visit www.seawaytrail.com/quilting/ for more info.

Hello girls;

I haven't seen many of you since the Retreat in 2010. I miss it and you. I am still working and my 9-5 gets in my way of play. I am still a member of your Guild through the generous lady I call mom! Olga Blasko is my mother and I thought I would take a moment to tell you about my First Sewing Machine, since I missed the submission for the article and my wonderful mother always makes sure I can see the news letter.

My first sewing machine was a Kenmore and I received it as a wedding gift from my parents when I was married 31 years ago. Although I still use this machine regularly, this was not my first experience sewing.

When I was growing up with two brothers and a sister, all younger than me, my mother made sure that we all learned our domestic lessons. You know you never know when you might need to sew on a button! My brothers learned to make a mess and I learned to clean it up. As my sister is 5 years younger than myself, she was not at the same interest level that I was for crafting. Mom and I did some easy cooking, finger painting, play doh playing, many more things in this list and of course some sewing of the Barbie clothes. She also taught me to knit the Barbie sweaters! My mother was wonderfully patient as I was not that talented in this area and I learned to baste and then sew on her machine without sewing my fingers to the cloth.

Over the years, while taking some home economic classes, I learned a little bit more. Consequently, when I got married in 1981, the Barbie clothes turned into children's clothes and I did sewing for my two girls. They were not old enough to tell me that they would

"I just really wanted you to know that Olga Blasko started me sewing and I have been thankful ever since."



not wear anything homemade. Quilting has come into my life in only the past 6 years and I owe it all again, to my wonderful mother. She and I have always had a very close bond and it only made sense for me to try to follow in her sewing footsteps. She and I are on the same wavelength when it comes to colour and always pick up fat quarters for each other no matter where we are shopping. You girls are the only ones who can imagine how exciting it is to hear "I picked up some material for us!" Mom and I still share a close bond and our everyday conversations usually end up discussing sewing and quilting, after we have solved the world's problems.

I know I have strayed from my "first sewing machine" but I still have that sewing machine and I will keep it forever, knowing that it was my first and it is still working, just like me!

I just really wanted you to know that Olga Blasko started me sewing and I have been thankful ever since.

So thanks mom, love you for this and so many other reasons, too numerous to mention.



Happy sewing, all!

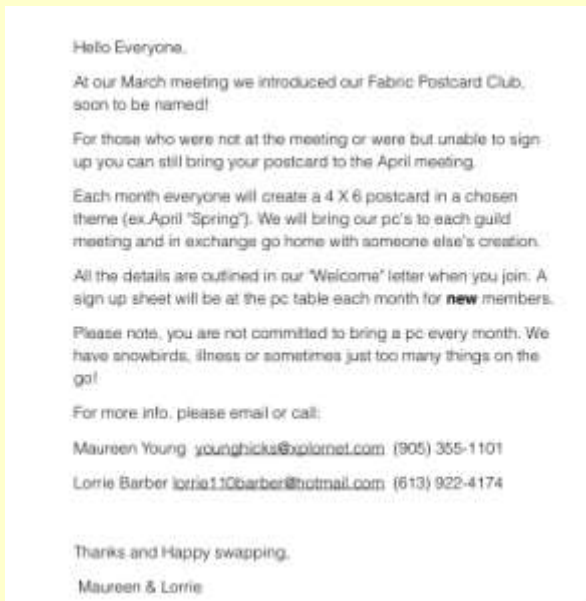
Yours truly,

Debbie Derbach

Mystery Bus Trip from page 3

entering good old' Toronto and **Sew Sisters** is our final shopping destination. We are now stuffed from a great meal, wallets lighter, bags heavier but does that stop us? Never! Sew Sisters seems to have quite a different selection of fabrics and well we couldn't leave them sitting on the bolts now could we. Again a goodie bag and snacks and while the foursome did not win the bus total which was \$10,960. Plus change and no sewing machines were purchased. There were 4 buses in total, wonder what the total spent was. We had a fantastic day. It seems to be an annual event and we are looking forward to next year's trip. Hopefully I'll get info beforehand and will send it out to the membership so more of us can take part.

POSTCARD GROUP NEW TO OUR GUILD

*Shout Out to Our Neighbour's Special Day*

Congratulations to Salem Valley Quilters who hosted a Quilt of Valour Block party one Saturday in March at the Salem United Church Hall, Salem, ON.

Cost Free

Beautiful buffet lunch provided

Fabrics required to use were purchased from Northcott Fabric.

Yes we actually sewed while snacking and chatting and made in one day 111 blocks that were presented to our Quilt of Valour Rep on the following Wednesday night who was mighty impressed. Way to go Salem.

*The Events of the Guild**Programs*

April –

May - Tiffany Tuttle

June Pot Luck

Workshops

Our Workshops are consistently sold out with waiting lists as well. The workshop in February with Shahena Fredericks of Cozy Quilts in Port Hope showed us how to make "Circle in a Square" which was fantastic and made us all look like pros. Great Instruction, Shahena.

March saw our own Master quilter, Marilyn Edmonds instruct a new method of creating the Hunter Star and was a great success. Marilyn even had a vote of thanks at the following Guild Meeting.



Upcoming Quilt Shows

Heritage Quilt Exhibit featuring collection of Jane Egan

Exeter, Ontario

DATE

Thursday April 11 - Saturday April 13, 2013

CONTACT INFO FOR DIANE CARSON

Contact: Diane Carson

Phone: (519)236-7399

Email: Bcarson@hay.net

Quilts by the Seaway

Cornwall, Ontario

DATE

Friday April 19 - Saturday April 20, 2013

CONTACT INFO FOR CORNWALL QUILTERS GUILD

Contact: Nora Cavanagh

Phone: 613-933-2346

Email: ncavanagh1@cogeco.ca

Off the Wall and Under the Covers Quilt Show

Mississauga, Ontario

DATE & TIME

Friday April 19 - Saturday April 20, 2013

Friday April 19, 10-6 Saturday, April 20, 10-4

After a three year break, the Mississauga Quilters Guild "Off the Wall and Under the Covers" quilt show. With over 150 quilts including a challenge sponsored by Northcott, this show also offers demonstrations, vendors and a relaxing tea room. Quilts of Valour will also share the story of this amazing program and samples of the work quilters are doing to support Canada's armed forces.

ADDRESS

Off the Wall and Under the Covers Quilt Show
Burnhamthorpe Community Centre
1500 Gullenden Drive, Mississauga

Admission \$6.00

CONTACT INFO FOR MISSISSAUGA QUILTERS GUILD

Contact: Jane Sanders

Email: jmsanders5@rogers.com

Website: www.mississaugaquiltersguild.ca

The Grand National Quilt Show: LOCAL COLOUR

Kitchener, Ontario

DATE & TIME

Sunday April 21 - Sunday June 23, 2013

Gallery Hours: Tuesday - Sunday, Noon - 4:30 pm Extended hours May 21 - 25.

Grand National's theme for 2013 challenges Canadian quilt artists to capture some aspect of their communities, geographical 'places', that makes them distinctive - special - colourful. The interpretation of our theme is totally up to the artists.

Prizes and awards include the Grand Prize, Viewer's Choice, Award of Excellence and Curators' Choice.

For further information go to the website:

www.grandnationalquiltshow.ca

ADDRESS

Homer Watson House & Gallery
1754 Old Mill Road
Kitchener, ON N2P 1H7

ADMISSION

Suggested entry fee at the door. **CONTACT INFO FOR THE GRAND NATIONAL QUILT SHOW COMMITTEE**

Contact: Anne-Marie

Phone: (519)742-7752

Email: grandnationalquiltshow@gmail.com

Website: www.grandnationalquiltshow.ca

Quilting in the Valley

Arnprior, Ontario

DATE & TIME

Saturday April 27 - Sunday April 28, 2013

Sat. 10-5 Sun. 10-4

Display of members quilting.

Quilt Demonstrations.

Quilter of Distinction.

Refreshment Area.

Raffles.

ADDRESS

Nick Smith Centre
77 James St.
Arnprior, Ont.

ADMISSION

\$5.00

CONTACT INFO FOR ARNPRIOR DISTRICT QUILT GUILD

Contact: Marilyn Erskine

Phone: 613-623-7833

Email: arnpriorquilters@gmail.com

Website: arnpriordistrictquiltersguild.com

Upcoming Quilt Shows Continued

Halton Quilters' Guild - Quilts in the Gardens

Burlington, Ontario

DATE

Saturday April 27 - Sunday April 28, 2013

CONTACT INFO FOR DWAYNE WANNER

Contact: Dwayne Wanner

Phone: 905 333-5481

Email: dwanner@sympatico.ca

Website: www.quiltsinthegardens.com

Kawartha Quilters' Guild presents Feeling in Fabric 2013

New Location

Peterborough Sport and Wellness Centre

775 Brealey Drive

Peterborough, ON

May 3-5, 2013

Friday May 3rd, 4pm -9 pm

Saturday May 4th, 10 am - 5 pm

Sunday May 5th, 10 am -4 pm

May 3-5, 2013

Traditions and Transitions Quilt Show-

Norfolk County Quilters' Guild

Vittoria & District Community Centre

35 Oakes Blvd., Vittoria (near Simcoe)

Hours: Fri & Sat 10-5, Sun 10-4

Contact: Patricia Heming 519-582-4864 or
[aberlour1\(at\)bell.net](mailto:aberlour1(at)bell.net)

May 4-5, 2013

Quilts in Bloom – Region of York Quilters Guild

Newmarket Community Centre

200 Doug Duncan Drive, Newmarket

Hours: Sat 10-5, Sun 10-4

www.regionofyorkquiltersguild.ca/index.html

May 10-12, 2013

Festival of Quilts 2013 - Ottawa Valley Quilters Guild

RA Centre

2451 Riverside Dr, Ottawa

Hours: Fri & Sat 10-5, Sun 10-5

Contact: Linda Doyle [lindas-sewing-room\(at\)rogers.com](mailto:lindas-sewing-room(at)rogers.com)

May 21-25, 2013

Quilt & Fibre Art Festival – Waterloo Region and Beyond

St Jacobs

www.stjacobs.com/quilt-fibre-festival

For complete details visit the website.

June 7-8, 2013

Quilts in the Temple - Gwillimbury Quilt Guild and Friends

Sharon Temple, National Historic Site & Museum
18974 Leslie St., Sharon

Contact: [quiltsinthetemple\(at\)gmail.com](mailto:quiltsinthetemple(at)gmail.com)

or www.quiltsinthetemple.blogspot.ca

Ample Parking (buses welcome). There will be Large Quilts, Members Boutique, Marketplace, On-Site Appraiser, Refreshments

June 8-9, 2013

2nd Stitching Among Friends Quilt Show- Quilting Corners Guild

Alliston Curling Club

52 Albert Street West, Alliston

Hours: 10-4

Admission is \$5.00, men welcomed free of charge

www.aqcguild.edublogs.org

Showcasing over 100 quilts crafted by guild members and featuring a merchants' mall, quilt raffle, mini-quilt auction, tea room lounge and demonstrations

August 9-11, 2013

"Quilts on the Tay" Quilt Show – Lanark County Quilters Guild

St. John Catholic High School

2066 County Rd. 10 (Scotch Line), Perth

Hours: Fri: noon-5, Sat: 10-5, Sun 10-4

Admission: \$6

www.lanarkcountyquiltersguild.wordpress.com or 613-267-4062

Over 200+ quilts made by the members of Lanark County Quilters Guild including traditional, contemporary quilts, wall hangings, pieces from challenges, workshops, block-of-the-month created over the last two years. Special displays are featured as well as a members' boutique of quilts and items for sale. A large Merchant's Mall with quality fabrics, threads, patterns and notions. Door Prizes – Quilt Raffle – Free parking – Tea Room

Spring means that we have to get back to Carrying Place soon because I have to start my tomatoes and it's too hot in Florida anyway. – Jane Green

My one liner:
When in doubt,
throw it out!

Maureen Y.

Spring I love spring
because we start
getting colour into lives
as flowers come up,
the grass becomes
green again and
leaves return to the
trees. Bonnie Minns



From Upper Canada Quilt Show

TVQG Executive 2012/13

President	Jess Chambers
Vice President	Stella Dorsman
Past President	Mary Gower
Treasurer	Maureen Brewster
Secretary	Sandi Repic
Committees	
Program: Chair	Sue McQuillin Maureen Young Pat Brinklow Elise Williams
Membership Chair	Geri Logan Pat Gadsby Sue VanBodegom Linda Cowburn
Newsletter/Email/Name Tags	
Workshops Chair	Carol Anderson Midge Trauzzi Bonnie Minns Lee Farnes
Retreat Chair	Alison Cirinna Judy Elms Leslie Wain Diana Samsom
Social Chair	Lynn Hamilton Heather McKellar Linda Broere Donna Cook Wanda Maltais
Publicity	
Library	Betty Pounsett Lorrie Barber Olive Burke Joy Forge & Marion Payette
Comfort Quilts	
Sunshine	Nicki Livingstone
Website	Alison Cirinna



From Upper Canada Village Quilt Show

Websites of Interest

Trent Valley Quilters' Guild

Snail Mail address:

36 Scott Ave.

P.O. Box 557

Frankford, Ontario K0K 2C0

E-Mail:

tvqg.notices@gmail.com

Phone:

613.475.2935

Love Covers All

We're on the Web!

Visit us at:

www.trentvalleyquiltersguild.com

Modern Quilt Blogs and Websites

<http://themodernquiltguild.com/>
<http://www.ohfransson.com/>
<http://www.filminthefridge.com/>
<http://crazymomquilts.blogspot.com/>
<http://tallgrassprairiestudio.blogspot.com/>
<http://www.handmadebyalissa.com/>
<http://sewkatiedid.wordpress.com/>
<http://www.psqquilt.com/>
<http://www.thequiltengineer.com/>
<http://fatquarterly.com/blog>
<http://www.quiltad.com/>
<http://www.jaybirdquilts.com/>
<http://stitchindye.blogspot.com/>
<http://www.cluckclucksew.com/>
<http://www.redpepperquilts.com/>
<http://www.fromthebluechair.com/>
<http://moderndayquilts.tumblr.com/>
<http://themodernquiltguild.com/>

<http://www.freshlemonsquilts.com/>
<http://www.freckledwhimsy.com/>
<http://happymodernquilts.blogspot.com/>
<http://www.spunsugarquilt.com/>
<http://www.vanessachristenson.com>
<http://www.genxquilts.com/>
<http://pinkchalkstudio.com/blog/>

General Quilting sites

<http://favequilts.com>
www.nequiltmuseum.org
www.quiltmuseum.org
www.quilthistory.com/cleaning.htm
www.historic-american.com
www.shellyquilts.com
www.quiltstation.com.au
www.thevintagespool.com/welcome

Answer to block on pg. 1 is "The Boys Nonsense Quilt Block" details on how to create it is at the following website
<http://www.ideas-for-quilting.com/boysnonsensequiltblock.html>

Great big thanks to our Sponsoring Quilt Shops for their support, till next time, Blissful quilting!

*Trent Valley Quilters Guild
 36 Scott Street
 P.O. Box 557
 Frankford, Ontario K0K 2C0*

